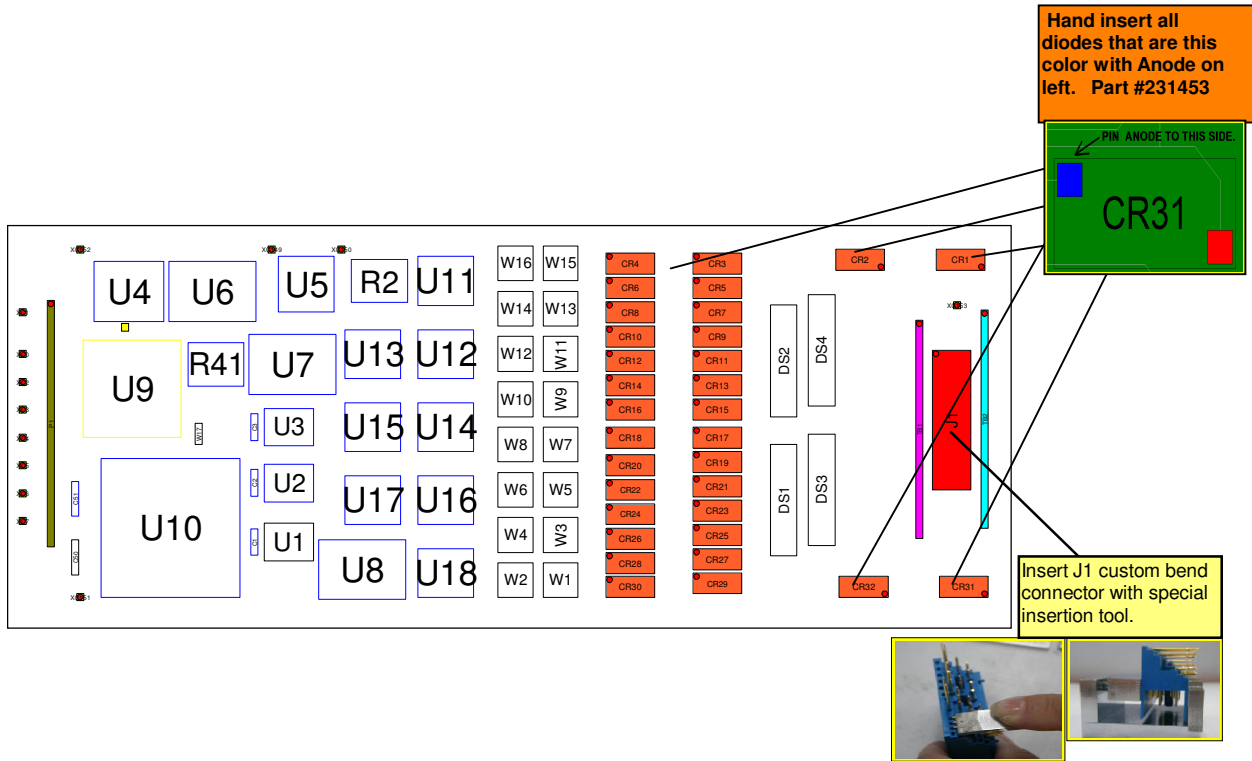


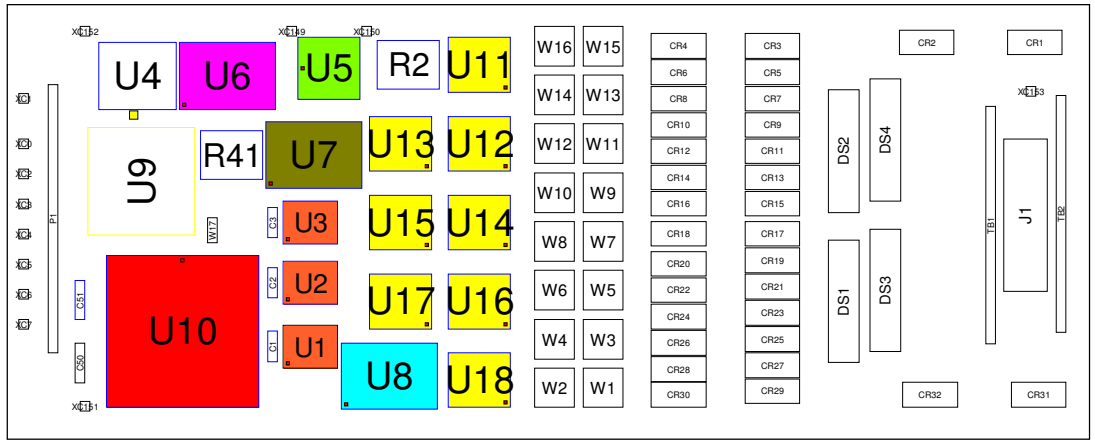
381200-66-4		13	TESTPOINTS	XC0, XC1, XC149, XC150, XC151, XC152, XC153,...
395383-01-3		1	HEADER_TB_12_POSIT	TB1
395382-01-7		1	HEADER_TB_12_POSIT	TB2
385848-05-6		32	V47ZA7	CR1, CR10, CR11, CR12, CR13, CR14, CR15, CR1...
381200-40-1		1	CONNECTOR	J1
386754-99-4		1	CONNECTOR	P1



<b>ABC Electronics</b>	
Drawing# 342-121-00	Rev. 6
Product - Motor Controller	
ASM# 32147	PCB# 00153
Drawn by: C. Smith 2/8/2007	
Approved by: R. Jones 2/13/2007	

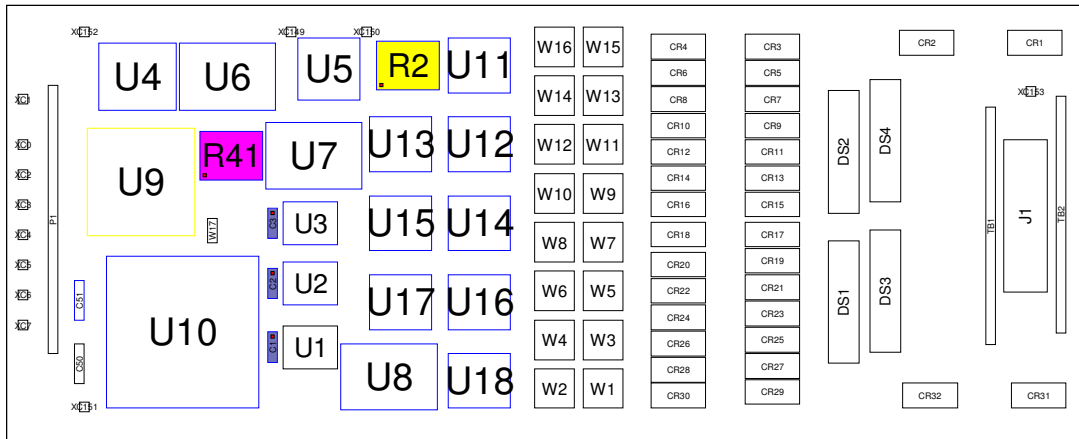
391809-01-6		1	16V8Z	U5
391822-02-0		1	74ACT16240	U8
391822-01-2		1	74ABT16244	U7
390579-03-3		1	D/I CONTROLLER	U10
395422-01-9		8	ILD251	U11, U12, U13, U14, U15, U16, U17, U18
391818-06-6		3	74HC14	U1, U2, U3
391822-03-9		1	74ACT16374	U6

Assembly sheet page 2 of 6 - Bill Of Material (BOM) legend				
Part #	Color	Quantity	Description	Ref. Des.
385848-05-6		32	Diode	CR1-32
391818-06-6		1	Power Amp	U1
390607-01-0		1	Controller	U9



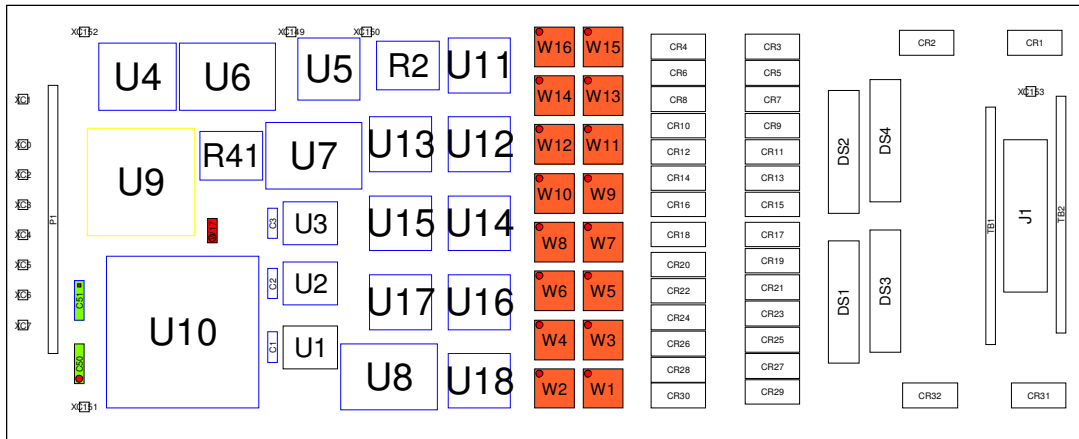
<b>ABC Electronics</b>	
Drawing# 342-121-00	Rev. 6
Product - Motor Controller	
ASM# 32147 PCB# 00153	
Drawn by: C. Smith 2/8/2007	
Approved by: R. Jones 2/13/2007	

391770-02-0		1	10K_2%	R2
391770-01-2		1	6.8K_2%	R41
391777-06-8		3	0.01UF_50V_20%	C1, C2, C3



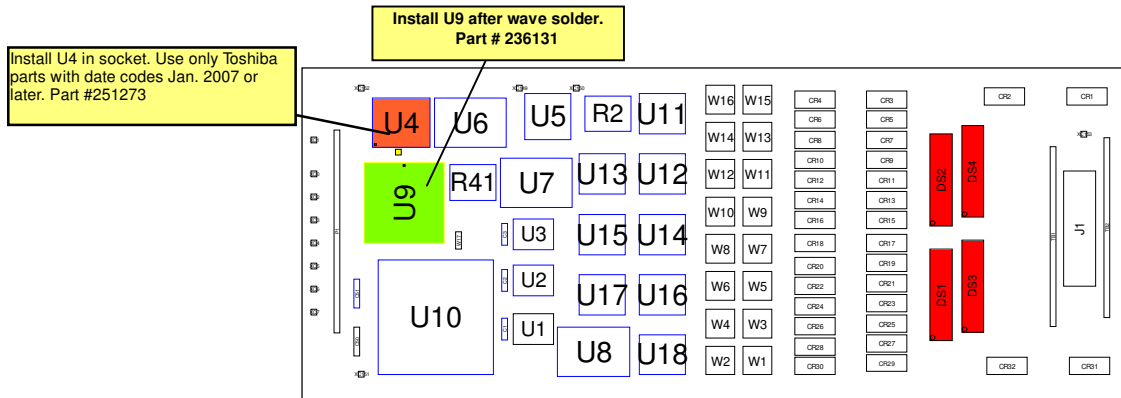
<b>ABC Electronics</b>	
Drawing# 342-121-00	Rev. 6
Product - Motor Controller	
ASM# 32147	PCB# 00153
Drawn by: C. Smith 2/8/2007	
Approved by: R. Jones 2/13/2007	

389148-06-7		1	HEADER_2_POSITION	W17
391781-01-4		2	10UF_50V_20%	C50, C51
396051-01-4		16	HEADER_3_ROWS_3_PI	W1, W10, W11, W12, W13, W14, W15, W16, W2, W...



<b>ABC Electronics</b>	
Drawing# 342-121-00	Rev. 6
Product - Motor Controller	
ASM# 32147	PCB# 00153
Drawn by: C. Smith 2/8/2007	
Approved by: R. Jones 2/13/2007	

391829-03-3		1	74HCT640	U4
390607-01-0		1	I/O CONTROLLER	U9
381212-44-1		4	LED	DS1, DS2, DS3, DS4



<b>ABC Electronics</b>	
Drawing# 342-121-00	Rev. 6
Product - Motor Controller	
ASM# 32147	PCB# 00153
Drawn by: C. Smith 2/8/2007	
Approved by: R. Jones 2/13/2007	